







Bedload Survey

River:		Site Number:	
--------	--	--------------	--

Powers Scale						
	Very angular	Angular	Sub angular	Semi rounded	rounded	Very rounded
1.0 - 2.0 mm						
2.1 - 4.0 mm						
4.1 - 8.0 mm						
8.1 - 16.0 mm						
16.1 - 32.0 mm						
32.1 - 64.0 mm						
64.1 - 128.0 mm						
> 128.0 mm						